

## II . Business Performance

### 1. Overall Business Performance Analysis

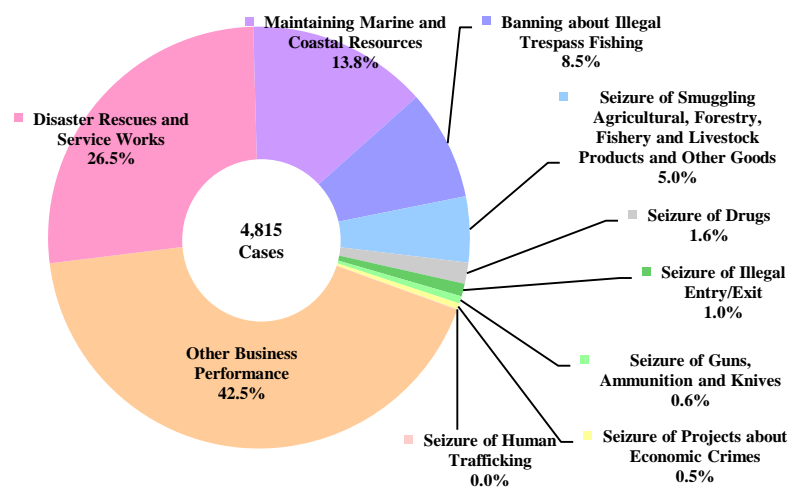
The business performance of CGA was divided by case characteristics, into such 10 categories as “Seizure of Guns, Ammunition and Knives”, “Seizure of Narcotics”, “Seizure of Smuggling Agricultural, Forestry, Fishery and Livestock Products and Other Goods”, “Seizure of Illegal Entry/Exit”, “Seizure of Human Trafficking”, “Seizure of Projects about Economic Crimes”, “Banning about Illegal Trespass Fishing”, “Maintaining Marine and Coastal Resources”, “Disaster Rescues and Service Works” and “Other Business Performance”. In this section, the number of overall business performance cases and the number of suspects will be first analyzed, and each category of business performance will be analyzed in next section.

#### 1.1 Statistics of Performance Cases

##### 1.1.1 Structure and changes of performance cases

There were total 4,678 business performance cases of CGA in 2022, decreased by 16 cases or 0.3% comparing with last year; if cross-categories cases were counted, the total number of cases was 4,815, decreased by 50 cases or 1.0%, mainly due to Seizure of Smuggling Agricultural, Forestry, Fishery and Livestock Products and Other Goods increased by 124 cases, Banning about Illegal Trespass Fishing, and Seizure of Projects about Economic Crimes decreased by 100 cases and 79 cases respectively. To make an observation by category, among total business performance, Other Business Performance with 2,046 cases was the most, accounting for 42.5%, due to the influence of 961 Dealing with Violation of Vessel and Fishery Management Cases, 378 Fishing Rights Protection and Exclusive Economic Zone Patrol cases, and 184 Banning Trespass Non-Fishing Vessels cases; the next was Disaster Rescues and Service Works with 1,277 cases, accounting for 26.5%; the third was Maintaining Marine and Coastal Resources with 666 cases, accounting for 13.8%.

**Figure 2.1 2022 Structure of Business Performance Cases**



### 1.1.2 The statistics of performance cases by sector

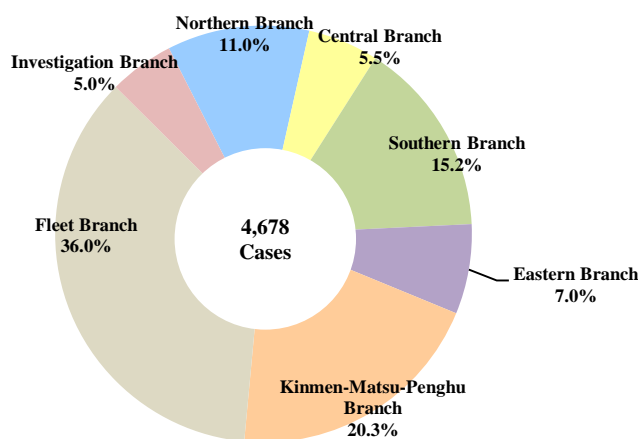
CGA has eight branches, and due to the different business characteristics of the dispatched units and the different boundary areas of the jurisdictions, the effectiveness of the investigations was slightly different. The following is to make an observation by each branch where Coastal Patrol Corps, Offshore Flotilla, and Reconnaissance Brigade are included:

Coastal Patrol Corps was included in Northern, Central, Southern, Eastern, and Kinmen-Matsu-Penghu Branches. In 2022, total number of business performance cases was 2,759, if cross-categories cases were counted, the total number of cases was 2,772, increased by 180 cases or 6.9% comparing with last year. As for the seizure category, Other Business Performance, among which Violation of Vessel and Fishery Management Cases was the main category, ranked the 1<sup>st</sup>, accounting for 46.2%; Disaster Rescues and Service Works as the second, accounting for 26.2% and Maintaining Marine and Coastal Resources as the third, accounting for 20.2%.

Fleet Branch including the Offshore Flotilla seized 1,683 cases in 2022, if cross-categories cases were counted, the total number of cases was 1,800, decreased by 253 cases or 12.3% comparing with last year. As for the seizure category, Other Business Performance, among which Fishing Rights Protection and Exclusive Economic Zone Patrol, and Banning Trespass Non-Fishing Vessels were the main type (accounting for 40.9%), Disaster Rescues and Service Works (30.1%), Banning about Illegal Trespass Fishing (22.0%) were the top three.

Investigation Branch including the Reconnaissance Brigade seized 236 cases in 2022, if cross-categories cases were counted, the total number of cases was 243, increased by 23 cases or 10.5% comparing with last year. The main seizure categories were crime investigation cases such as Seizure of Smuggling Agricultural, Forestry, Fishery and Livestock Products and Other Goods (accounting for 31.3%), Seizure of Narcotics (29.6%), Seizure of Illegal Entry/Exit (15.2%), Other Business Performance, among which Seizure of Undocumented Migrant Worker Cases was the main category (11.1%), and Seizure of Guns, Ammunition and Knives (7.0%) in turn.

**Figure 2.2 2022 The Statistics of Business Performance Cases — by Sector**



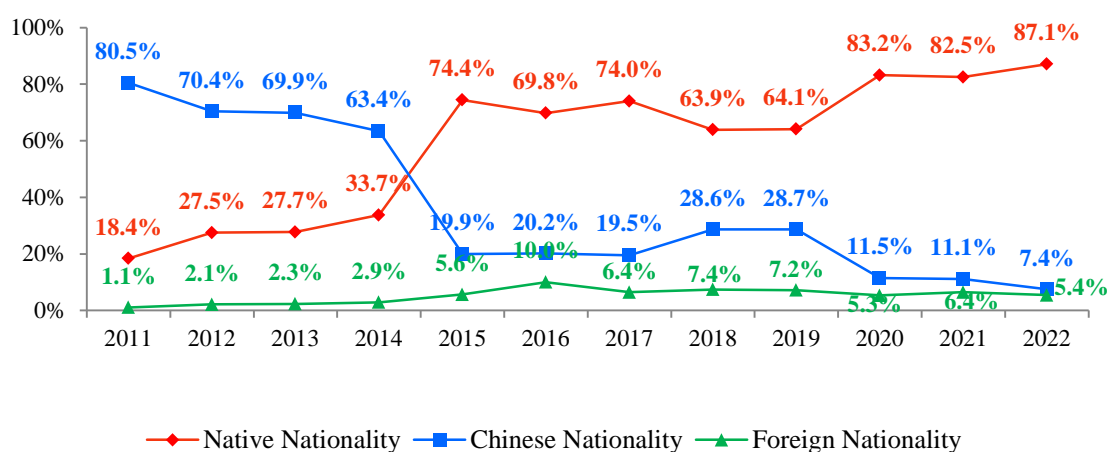
### 1.1.3 Seized area for performance cases

If the seized areas are divided into six areas as sea, coast, port, waterway, inland and airport; in 2022, the mainly seized areas were four as port accounting for 39.8%, sea accounting for 34.2%, coast accounting for 21.2%, and inland accounting for 4.4% in turn. If an observation is made by county/city, there were 1,444 seized cases in three counties as Kinmen, Lienchiang, and Penghu in offshore islands of Taiwan, accounting for 30.9%. In Taiwan Island, there were 510 seized cases in Pingtung County as the top one, accounting for 10.9%, 436 seized cases in Kaohsiung City as the second, accounting for 9.3%, and 435 seized cases in New Taipei City as the third, accounting for 9.3%.

### 1.2.1 The suspects seized by sex and nationality

There was total 2,376 suspects seized for business performance of CGA in 2022, with a decrease of 19 persons, comparing with last year. If an observation is made by nationality, there were 2,070 natives, accounting for 87.1%, 177 Chinese suspects, accounting for 7.4%, and 129 foreigners, accounting for 5.4%. If an observation is made by sex, 2,298 persons were male, accounting for 96.7%, and 78 persons were female, accounting for 3.3% only.

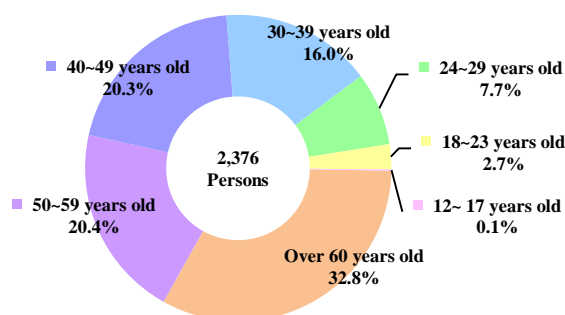
**Figure 2.3 The Statistics of Suspects for Business Performance for Years**  
— by Nationality



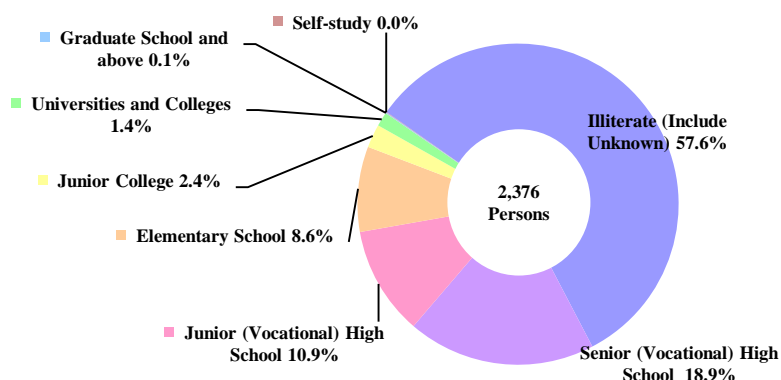
### 1.2.2 The suspects seized by age and education

Among the suspects seized in 2022, most were 40 years old and over, accounting for 73.5%; those who 30 ~ 39 years old were accounting for 16.0%. If an observation is made by education, 1,369 persons of illiterate (including unknown) were the most, accounting for 57.6%; 450 persons graduated from senior (vocational) high school ranked the second, accounting for 18.9%; 260 persons graduated from junior (vocational) high school, accounting for 10.9% and 204 persons from elementary school, accounting for 8.6%, ranked 3<sup>rd</sup> and 4<sup>th</sup> respectively. In terms of case category, the suspects of Seizure of Guns, Ammunition and Knives, Seizure of Narcotics and Seizure of Smuggling Agricultural, Forestry, Fishery and Livestock Products and Other Goods most were graduated from junior (vocational) high school and senior (vocational) high school; the suspects of Seizure of Illegal Entry/Exit, Seizure of Human Trafficking most were graduated from senior (vocational) high school ; the suspects of Seizure of Projects about Economic Crimes were graduated from Junior College and senior (vocational) high school; the suspects of Banning about Illegal Trespass Fishing, Maintaining Marine and Coastal Resources and Other Business Performance most were illiterate (including unknown).

**Figure 2.4 2022 The Statistics of Suspects for Business Performance – by Age**



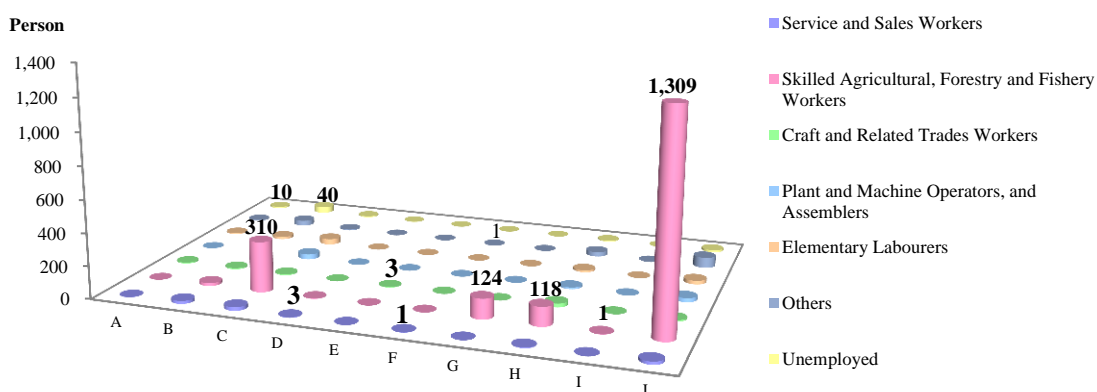
**Figure 2.5 2022 The Statistics of Suspects for Business Performance – by Education**



### 1.2.3 The suspects seized by occupation

Among the suspects seized in 2022, most were Skilled Agricultural, Forestry and Fishery Workers of 1,876 persons, accounting for 79.0%. In terms of case category, most suspects of Seizure of Guns, Ammunition and Knives and Seizure of Narcotics were Unemployed; most suspects of Seizure of Illegal Entry/Exit were Service and Sales Workers; the suspects of Seizure of Human Trafficking were Craft and Related Trades Workers; the suspects of Seizure of Projects about Economic Crimes were Service and Sales Workers and Others; most suspects of remained seized case were Skilled Agricultural, Forestry, and Fishery Workers.

**Figure 2.6 2022 The Statistics of Suspects for Business Performance — by Occupation**



A : Seizure of Guns, Ammunition and Knives

B : Seizure of Narcotics

C : Seizure of Smuggling Agricultural, Forestry, Fishery and Livestock Products and Other Goods

D : Seizure of Illegal Entry/Exit

E : Seizure of Human Trafficking

F : Seizure of Projects about Economic Crimes

G : Banning about Illegal Trespass Fishing

H : Maintaining Marine and Coastal Resources

I : Disaster Rescues and Service Works

J : Other Business Performance

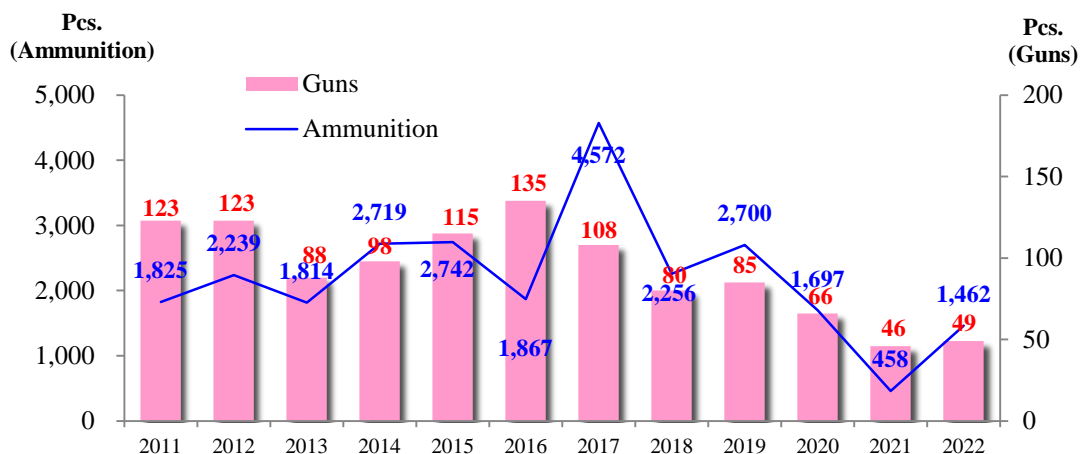
## 2. Analysis of Major Case Categories

### 2.1 The Statistics of Guns, Ammunition and Knives Seized

The number of Guns, Ammunition and Knives Seized in 2022 was 27 cases, decreased by 8 cases or 22.9% comparing with last year, among which 49 guns were seized with an increase of 3 pieces or 6.5%; 1,462 pieces of ammunition were seized with an increase of 1,004 pieces or 219.2%. By seized sector, the Investigation Branch seized 17 cases as the most, accounting for 63.0%; the Fleet Branch seized 6 cases as the second, accounting for 22.2%; the Northern Branch and the Eastern Branch respectively seized 2 cases as the third, accounting for 7.4%. As for the areas where the Guns, Ammunition and Knives Seized, inland was the most, accounting for 74.1%.

If an observation is made by county/city, there were 10 pieces of guns seized in Tainan City as the most, 8 pieces seized in New Taipei City as the second, and 7 pieces seized in Kaohsiung City as the third. In addition, in term of ammunition seized, there were 794 pieces seized in Tainan City as the most, 341 pieces seized in Kaohsiung City as the second and 75 pieces seized in New Taipei City as the third.

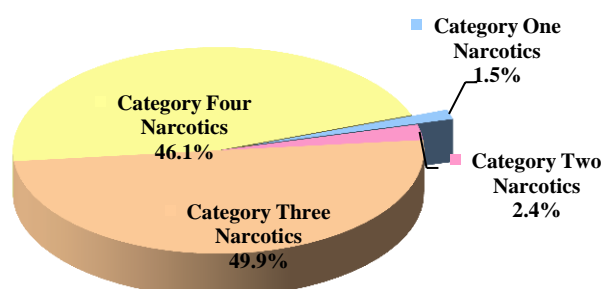
**Figure 2.7 The Statistics of Guns and Ammunition Seized for Years**



## 2.2 The Statistics of Narcotics Seized

78 cases and 8,182.5 kg of narcotics were seized in 2022, among which 4,084.4 kg of Category Three Narcotics were seized, accounting for 49.9% as the most, among which Ketamine as the major; 3,774.5 kg of Category Four Narcotics were seized, accounting for 46.1% as the second, among which N-Boc-Norketamine and 2-Bromo-4-Methylpropiophenone as the major, accounting for 66.7% and 33.2% respectively; 198.8 kg of Category Two Narcotics were seized, accounting for 2.4% as the third, among which Amphetamine accounted for 91.5%; 124.8 kg of Category One Narcotics were seized, and all of which were Heroin, accounting for 1.5% as the Fourth. In addition, 1 narcotics manufacturing factory listed by National Police Agency was situated in New Taipei City.

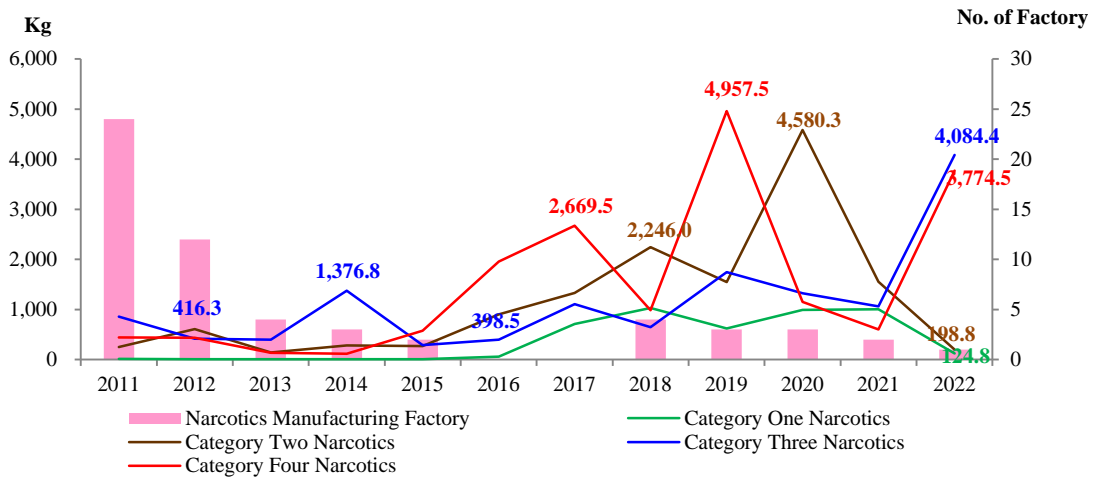
**Figure 2.8 2022 The Statistics of Narcotics Seized Structure**



Comparing with last year, the number of seized cases decreased by 5 cases or 6.0%, and the seized number of narcotics increased by 3,964.9 kg or 94.0%. Among which Category Four Narcotics increased by 3,174.6 kg, with an increase rate of 529.2%. Category Three Narcotics increased by 3,023.1kg, with an increase rate of 284.9%. Category Two Narcotics decreased by 1,354.3 kg, with a decrease rate of 87.2%. Category One Narcotics decreased by 878.6 kg, with a decrease rate of 87.6%.

To make an observation by seized sector, the mainly seized as the Investigation Branch 72 cases (92.3%), the Fleet Branch 4 cases (5.1%), Southern Branch and Kinmen-Matsu- Penghu Branch 1 cases respectively (1.3% respectively) were in turn. As for the areas where the Narcotics Seized, inland was the most, accounting for 75.6%. To make an observation on seized number of narcotics by county/city, where the seized quantity was over 500 kg, Penghu County (3,497.0 kg), New Taipei City (2,006.2 kg), Pingtung County (952.2 kg), and Keelung City (709.8kg) were in turn, together accounting for 87.6%.

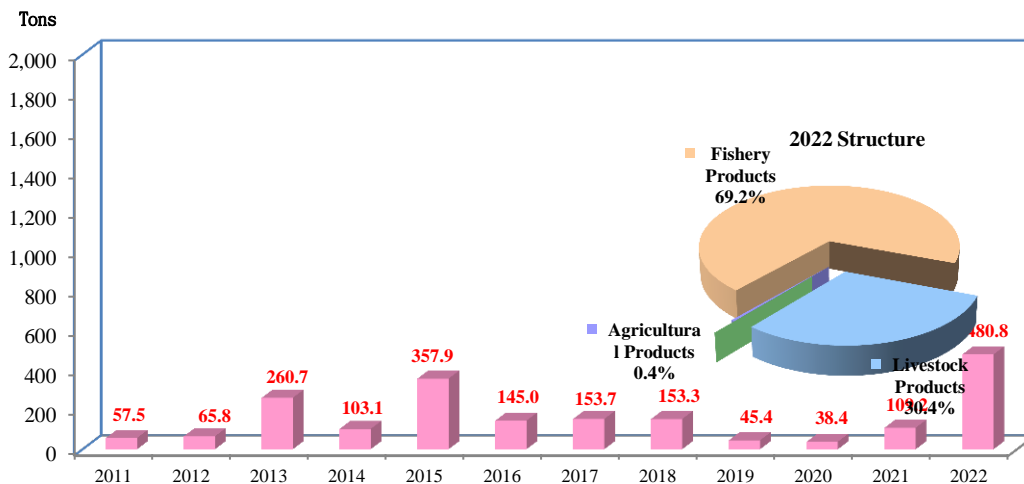
**Figure 2.9 The Statistics of Narcotics Seized for Years**



**2.3 The Statistics of Smuggling Agricultural, Forestry, Fishery and Livestock Products and Other Goods Seized**

In 2022, there were 243 cases of Seizure of Smuggling Agricultural, Forestry, Fishery and Livestock Products and Other Goods, more 124 cases or 104.2% than last year. By seized sector, the Kinmen-Matsu-Penghu seized 116 cases as the most, accounting for 47.7%; the Investigation Branch seized 76 cases as the second, accounting for 31.3%; the Northern Branch seized 34 cases as the third, accounting for 14.0%. As for the seized areas, port was the major, accounting for 79.8%. In addition, according to the source of smuggling and the source of channels, it is observed that if unknown area and unknown channel were excluded, 177 cases from Taiwan-Fukien Area and 183 cases smuggling by the vessel were the major respectively. The analysis is described by seized items as follows:

**Figure 2.10 The Statistics of Agricultural, Forestry, Fishery and Livestock Products Seized for Years**





### 2.3.1 Agricultural, Forestry, Fishery and Livestock Products

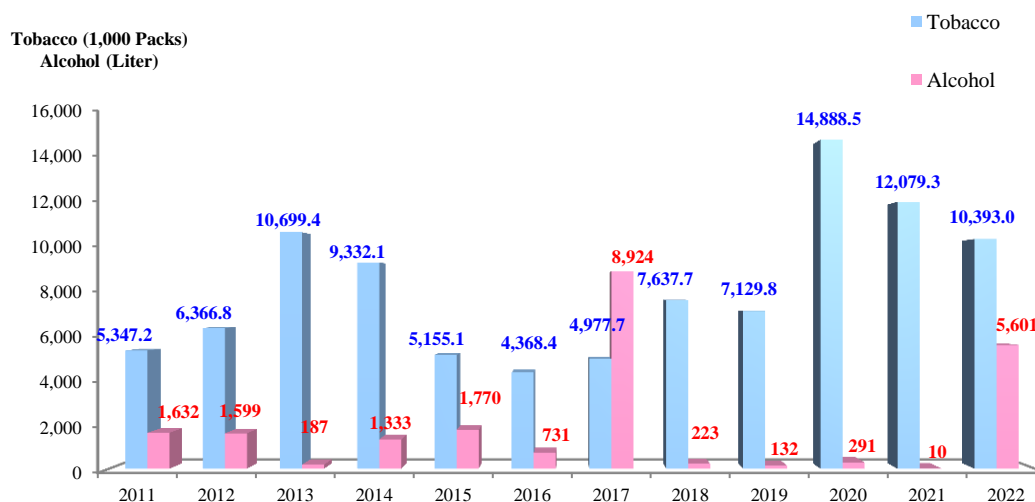
In 2022, total 171 cases and 480.8 tons of the Agricultural, Forestry, Fishery and Livestock Products were seized, with an increase of 128 cases and 371.6 tons comparing with last year. Among which the seized number of fishery products was 332.6 tons, with an increase of 307.3 tons comparing with last year, mainly because the Coast Patrol Crops 9, Lienchiang Reconnaissance Brigade, and Coast Patrol Crops 2 seized 150 cases of lobsters with 295.1 tons smuggled out of the port by domestic vessels; as for the livestock products, the seized number was 146.3 tons, with an increase of 90.1 tons, all of which were beef entrails. The seized number of agriculture products was 1.9 tons, among which most were mushrooms smuggled from mainland China, with a decrease of 25.8 tons.

### 2.3.2 Other Smuggling Goods

The other smuggling goods mainly included tobacco, alcohol, and other goods. In 2022, there were 10,393,041 packs of smuggling tobacco seized. Comparing with last year, the number was decreased by 1,686,256 packs or 14.0%, among which 5,815,747 packs of Chinese tobacco were seized as the most, accounting for 56.0%, with an increase of 3,637,634 packs, comparing with last year. 3,891,968 packs of foreign tobacco were seized as the second, accounting for 37.4%, with a decrease of 5,910,718 packs. 685,326 packs of domestic tobacco were seized, accounting for 6.6%, with an increase of 586,828 packs. If an observation is made by county/city, 4,796,748 packs were seized in Keelung City, following by 2,533,162 packs seized in Penghu County and 900,855 pack seized in Nantou County in turn, together accounting for 79.2%.

In 2022, the total number of smuggling alcohols were 5,601 liters, with an increase of 5,591 liters or 55,907.7% comparing with last year. Among which, there were 4,413 liters of Foreign alcohol, accounting for 78.8%, with an increase of 4,403 liters, and 1,188 liters of Chinese alcohol accounting for 21.2%, with an increase of 1,188 liters. The seized countries/cites are only distributed in Kinmen County (5,196 liters), Lienchiang County (297 liters), and New Taipei City (108 liters).

**Figure 2.11 The Statistics of Tobacco, Alcohol for Years**



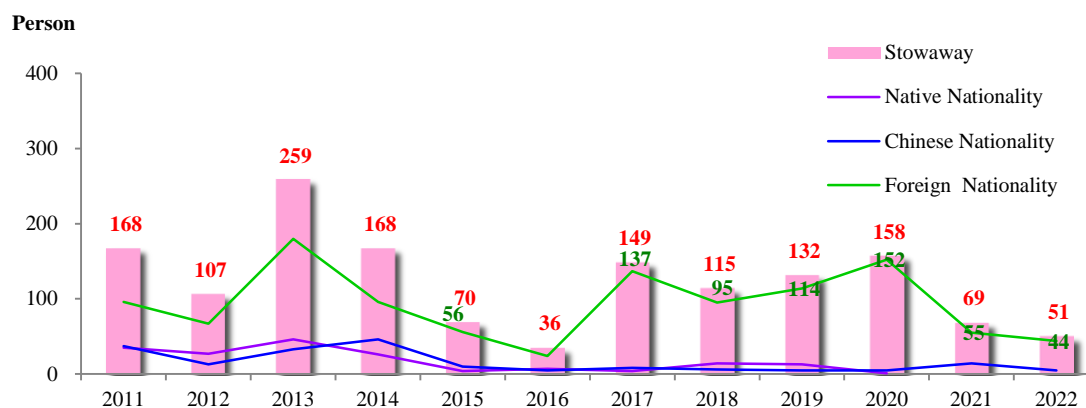
## 2.4 The Statistics of Illegal Entry/Exit Seized

In 2022, there were 47 Seizure of Illegal Entry/Exit cases, 6 suspects and 51 stowaways. Comparing with last year, 11 cases were increased, and 2 suspects and 18 stowaways were decreased respectively. Among stowaways, there were 44 foreigners (41 persons of Vietnamese nationality and 1 person respectively of Filipino nationality, Indonesian nationality, and Myanmar nationality included) as the most, accounting for 86.3%, with a decrease of 11 persons; 5 Chinese persons as the second, accounting for 9.8%, with a decrease of 9 persons; 2 natives as the third, accounting for 3.9%, with an increase of 2 persons

To observe by seized sector, the Investigation Branch seized 37 cases (78.7%), the Fleet Branch 9 seized cases (19.1%), and Kinmen-Matsu-Penghu Branch seized 1 case (2.1%) respectively.

As for the cross analysis made on seized area and county/city, it showed inland of 33 cases as the most, which mainly in Taoyuan City and Taichung City (7 cases respectively), Nantou County (4 cases), Yunlin County (3 cases), as the top three; 11cases were seized at coast as the second, mainly in Taoyuan City (4 cases), and Hsinchu City (2 cases); 2 cases were seized at sea as the third, distributing in Taitung County and Kinmen County (1 cases respectively) .

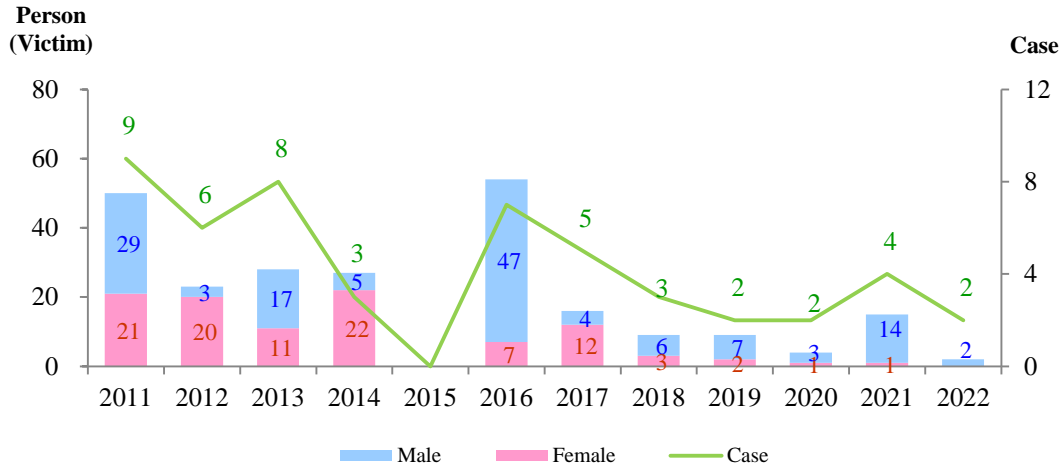
**Figure 2.12 The Statistics of Stowaways Seized for Years**



## 2.5 The Statistics of Human Trafficking Seized

In 2022, there were 2 cases and 3 suspects of Human Trafficking Seized. Comparing with last year, 2 cases and 4 suspects decreased respectively. There were 2 rescued male victims of Vietnamese nationality under Labor Exploitation , with a decrease of 13 victims comparing with last year. As for the areas and counties/cities where the cases were seized for handle, they were at the inland of Qingshui Dist., Taichung City and Douliu Town, Yunlin County.

**Figure 2.13 The Statistics of Human Trafficking Seized for Years**



## 2.6 The Statistics of Projects about Economic Crimes Seized

The Projects about Economic Crimes seized by CGA included four categories as Seizure of Counterfeit Currency Cases, Seizure of Counterfeits and Piracies Cases, Seizure of Violate the Money Laundering Control Act Cases, and Seizure of Counterfeit, Substandard and Banned Drugs. In 2022, there were 22 cases of Projects about Economic Crimes seized. Comparing with last year, 79 cases were decreased, mainly due to the decrease of 79 cases of Seizure of Counterfeit, Substandard and Banned Drugs. To make an observation by seized category, 21 cases of Seizure of Counterfeit, Substandard and Banned Drugs were the most, accounting for 95.5%. In addition, there was 1 Seizure Counterfeit Currency Case as the counterfeit native currency case by natives.

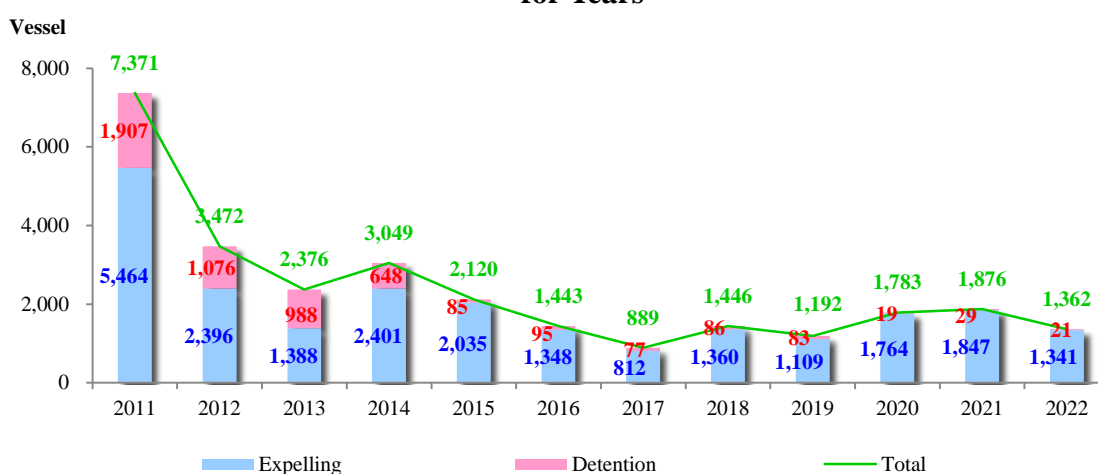
## 2.7 The Statistics of Banning about Illegal Trespass Fishing

In 2022, CGA continuously deployed in advance and mobilized vessels to detect trespass fishing of mainland China and foreign fishing boats; and for the three northern islands, and the key sea areas such as Kinmen, Matsu and Penghu, CGA combined the three-layer surveillance and detection line of watch, radar and shore patrol, and cooperated with Bihai Ship to identify targets of unknown nationality, investigating and expelling illegal vessels engaged in illegal and trespassing operations to effectively safeguard marine resources.

In 2022, there were 1,362 vessels seized in 407 Banning about Illegal Trespass Fishing cases. Among 21 Detention vessels, most were Chinese nationality of 20 vessels and only 1 Foreign vessel which was Vietnamese nationality. Among 1,341 Expelling vessels, most were Chinese nationality of 1,271 vessels, accounting for 94.8%, and the next were Foreign nationality of 70 vessels, accounting for 5.2%, all Vietnamese nationality. Comparing with last year, 100 Banning about Illegal Trespass Fishing cases and 514 banned vessels were decreased respectively. Among which, 8 Detention vessels and 506 Expelling vessels were decreased respectively.

If an observation is made by county/city, for Detention vessels, there were 7 vessels banned in Lienchiang County, 6 vessels in Penghu County, and 5 vessels in Kinmen County respectively, together accounting for 85.7%. As for the city/county, in which the number of Expelling Chinese nationality vessels was more than 100 that Penghu County (332 vessels), Kinmen County (205 vessels), New Taipei City (197 vessels), Miaoli County (115 vessels) and Taoyuan City (113 vessels) were in turn, together accounting for 75.7%; and the Expelling Foreign (Vietnamese) nationality vessels were all in Dongsha and Nansha sea area of Kaohsiung City.

**Figure 2.14 The Statistics of Banning about Illegal Trespass Fishing of Vessels for Years**



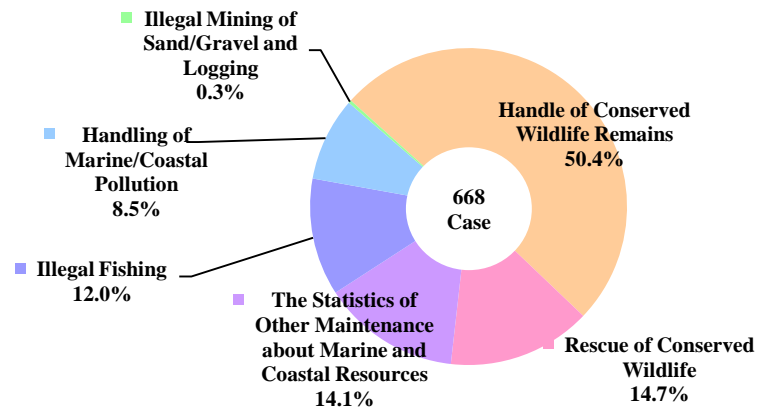
## 2.8 The Statistics of Maintaining Marine and Coastal Resources

In 2022, there were 202 suspects seized in 666 cases of Maintaining Marine and Coastal Resources. Comparing with last year, 45 cases and 7 suspects were decreased respectively. If cross-categories cases were counted, the total number of cases was 668, decreased by 44 cases comparing with last year, mainly due to the decrease of 58 cases of Handling of Conserved Wildlife Remains.

To make an observation by seized category, 337 cases of Handle of Conserved Wildlife Remains were the most, accounting for 50.4%, following by 98 cases of Rescue of Conserved Wildlife (14.7%), 94 cases of The Statistics of Other Maintenance about Marine and Coastal Resources (14.1%), 80 cases of Illegal Fishing (12.0%), 57 cases of Handling of Marine/Coastal Pollution (8.5%), and 2 cases of Illegal Mining of Sand/Gravel and Logging (0.3%) in turn.

To observe by seized sector, the Northern Branch and Kinmen-Matsu-Penghu Branch both seized 157 cases respectively as the most, accounting for 23.6%, and the Eastern Branch seized 109 cases as the second, accounting for 16.4%. In terms of seized area, the top three were coast accounting for 59.3%, sea accounting for 21.6%, and port accounting for 17.3% respectively. As for county/city, 101 seized cases in Penghu County were the top, 84 seized cases in Taitung County and 76 seized cases in New Taipei City ranked 2<sup>nd</sup> and 3<sup>rd</sup>, among which Handle of Conserved Wildlife Remains was the major.

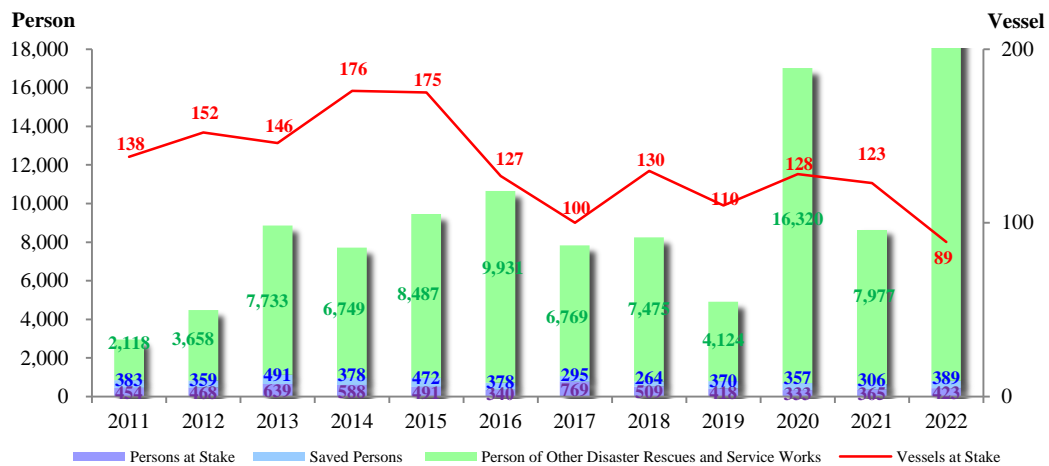
**Figure 2.15 2022 The Statistics of Maintaining Marine and Coastal Resources**



### 2.9 The Statistics of Disaster Rescues and Service Works

In 2022, there were 1,277 cases of Disaster Rescues and Service Works, including three categories as Rescue, LifeSaving, and Other Disaster Rescues and Service Works, among which “Rescue” refer to vessels, crew, and passengers at stake with immediate danger due to the causes as casualty, engine breakdown, collision, leakage, stranded, fired and propeller twist that CGA dispatches staff, ships, aircrafts or other machinery equipment to participate in the rescue operations. “LifeSaving” refers to persons who fell into the water, injured, or ill due to engaging the water work or behavior, with fatal risk that CGA participate in the rescue. As for “Other Disaster Rescues and Service Works”, refer to other disaster rescues and service works which cannot be classified to subclasses of Rescue and Lifesaving, including Handling (Salvage) of Corpses, Handling of Maritime Disputes, Guard Services of Vessel in Distress, Medical Evacuation Services of Emergent:Injured and Patients in Outlying Islands and Offshore Islands, Passenger Transportation Managements and Material Relief Services, Rescue Services of Coastal Emergency, Safety Maintenances of Maritime Activities (Water Sports), and Others service works. They are described respectively as follows:

**Figure 2.16 The Statistics of Disaster Rescues and Service Works for Years**

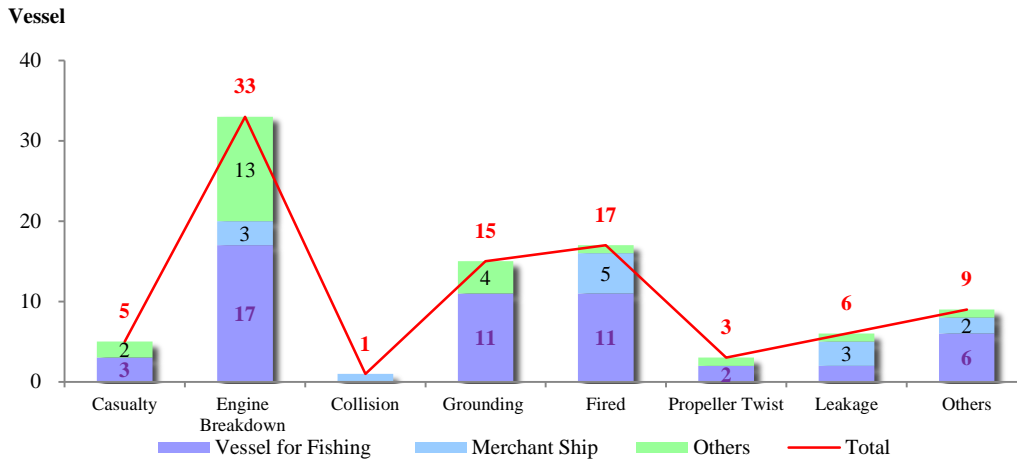


### 2.9.1 Rescue Statistics

In 2022, there were 87 rescue cases, 89 vessels at stake, and 423 persons at stake. Comparing with last year, 34 cases and 34 vessels were decreased, and 58 persons were increased respectively. To make an observation by incident handling areas, the top three were sea, port and coast in order, where 61 rescue cases (accounting for 70.1%), 62 vessels at stake, and 362 persons at stake were at sea, with a decrease of 22 cases, 21 vessels, and an increase of 77 persons comparing with last year; 15 cases (17.2%), 16 vessels, and 30 persons were at port, with a decrease of 8 case, 9 vessels, and 9 persons. There were 10 cases (11.5%), 10 vessels, and 30 persons were at coast, with a decrease of 5 cases, 5 vessels, and 11 persons.

In 2022, there were 52 vessels for fishing at stake with most types of fishing vessels, fishing rafts and sampans, accounting for 58.4%. Among the causes of marine incident, engine breakdown was the major, accounting for 37.1%, fired as the second, accounting for 19.1%, and grounding as the third, accounting for 16.9%. As for the rescue results of persons at stake, rescued persons accounted for 93.9%; missing and dead persons respectively accounted for 3.1%.

**Figure 2.17 2022 The Causes of Vessel at Stake Statistics**



### 2.9.2 LifeSaving Statistics

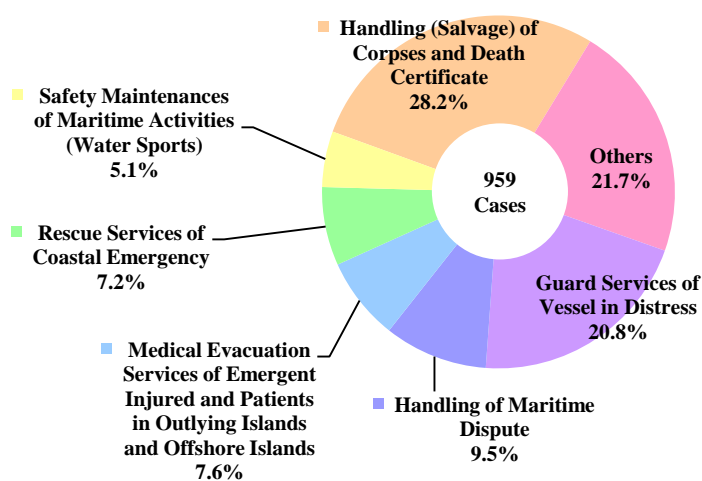
In 2022, there were 291 LifeSaving cases and 389 saved persons. Comparing with last year, 68 cases and 83 saved persons were increased respectively. To observe by the incident handled areas, the cases happened at coast, sea, and port were the major, together accounting for 97.6%. Among the incident handled county/city in which the number of cases more than 20, New Taipei City, Kaohsiung City, Taitung County and Pingtung County were in turn, together accounting for 51.2%. In addition, the rescued persons accounted for 68.9% of the total number of saved persons, and dead and missing persons respectively accounted for 23.7% and 7.5%.

### 2.9.3 Other Disaster Rescues and Service Works Statistics

In 2022, there were 930 Other Disaster Rescues and Service Works cases, and 61,039 persons of disaster rescues and service works. Comparing with last year, 29 cases were increased; 53,062 persons of disaster rescues and service works were increased, mainly due to served persons of among which Others, such as Safety Maintenances of Coast Activities, increased by 47,917 persons. To observe by handled sector, there were 420 cases handled by the Fleet Branch as the most, accounting for 45.2%. Among the incident handled county/city, 141 cases were handled in New Taipei City as the most, following by 135 cases handled in Taitung County, and 99 cases handled in Kaohsiung City in turn.

For additional cross-category cases statistics, there were 959 Other Disaster Rescues and Service Works cases in 2022, among which the number of cases more than 100 were Others, Handling (Salvage) of Corpses and Death Certificate, and Guard Services of Vessel in Distress in turn, together accounting for 70.6%.

**Figure 2.18 2022 Structure of Other Disaster Rescues and Service Works**



### 2.10 The Statistics of Other Business Performance

In 2022, there were in total of 2,046 cases for Other Business Performance. Comparing with last year, the number of seized cases decreased by 2 cases or 0.1%, mainly due to the decrease of 57 cases of Respond to Incidents while Conducting Operations or Carrying Out Projects and the increase of 49 Dealing with Violation of Vessel and Fishery Management Cases.

To make an observation by handled sector, it is found that the Fleet Branch seized 737 cases as the most, accounting for 36.0%, among which Respond to Incidents while Conducting Operations or Carrying Out Projects, such as implementation of the Fishing Rights Protection and Exclusive

Economic Zone Patrol (455 cases) were the major. The Kinmen-Matsu-Penghu Branch seized 623 cases, accounting for 30.4%, among which Dealing with Violation of Vessel and Fishery Management Cases (587 cases) was the major.

For additional cross-category cases statistics, among total 2,071 cases for Other Business Performance in 2022, the top three categories were as follows: 961 Dealing with Violation of Vessel and Fishery Management Cases as the most, accounting for 46.4%, 527 cases of Others (184 cases of Banning Trespass Non-Fishing Vessels, 156 cases of Persons under Entry Management Found by Security Inspection, 77 cases of Firing Sea Areas Guard Services, and 68 cases of Seizure of Undocumented Migrant Workers Cases included) as the second, accounting for 25.4%, and 455 Respond to Incidents while Conducting Operations or Carrying Out Projects Cases (378 Fishing Rights Protection and Exclusive Economic Zone Patrol cases included) as the third, accounting for 22.0%.

**Figure 2.19 The Statistics of Other Business Performance**

